



# PRESIDENT'S REPORT

CSU BOR Meeting, December 11, 2014





President Romeo R. Quilang's Report, on December 08, 2014 Board of Regents Meeting

# SECTORAL RESULTS MATRIX FOR CSU

**Sectoral Goal**

Filipino with Competence and high Skills for National Development and Global Competitiveness

**Sectoral Outcomes**

Human Resource Development and Poverty Reduction

**Organizational Outcomes**

- Relevant and quality tertiary education to achieve inclusive growth
- Increased access to higher education

- Improved research and development programs to promote economic productivity and innovation
- Enhanced management of research and development programs

- Improved life of the community members through effective extension services
- Increased community engagement

- Optimized utilization of university's resources
- Sustained university operations through production and resource mobilization

- Effective and transparent university governance
- Sustained university management system

**Major Final Outputs**

Advanced and Higher Education Services

Research Services

Extension Services

Business Services

Management Services

**PAPS**

Academic Programs

Research and Development Programs

Extension and Development Programs

Business Programs

Administrative and Financial Management Programs



President Romeo R. Quilang's Report, on December 08, 2014 Board of Regents Meeting

# PERFORMANCE Indicator

## Accomplishments and Outcomes

**MFO 1:** Higher Education Services

**MFO 2:** Advance Education Services

**MFO 3:** Research and Development Services

**MFO 4:** Technical Advisory and Extension Services

Support to Operations

Good Governance Conditions





# MFO 1 and 2: Higher and Advanced Education Services

CHED STRATEGIES AND OUTCOMES	PERFORMANCE INDICATOR	ACCOMPLISHMENTS
Strengthening Quality Assurance	Total number of graduates in October 2014	Some 149 students were certified to have complied with the standards of the university and granted the appellation graduates of CSU.
Rationalization of Program Offerings		This is the <a href="#">breakdown</a> of the number of graduates in October.
SUC Leveling		
Normative Financing		





President Romeo R. Quilang's Report, on December 08, 2014 Board of Regents Meeting

# MFO 1 and 2: Higher and Advanced Education Services

CHED STRATEGIES AND OUTCOMES	PERFORMANCE INDICATOR	ACCOMPLISHMENTS		
Strengthening Quality Assurance	Program Performance in Licensure Examination	Licensure Examination	CSU Passing Rate *	National Passing Rate
Rationalization of Program Offerings	All programs recorded ratings higher than the national passing percentage.	LET-BEED	59.46	35.74
SUC Leveling		LET-BSE	55.71	34.40
Normative Financing	CSU produced 3 national and 9 regional topnotchers including the following: <a href="#">one</a> and <a href="#">two</a>	Medical Technologist	98.53	82.60
	Sanchez Mira and Aparri recorded 100% passing rate in Crim Exam.	Criminologist	94.64	43.44
		Respiratory Therapist	90	61.81
		Chemical Engineer	83.33	68.43
		Veterinarian	60	33.03
		Electrical Engineer	80.95	59.82
		Electronics Engineer	41.94	31.58
		CPA Board Exam	87.50	37.02

\* Repeaters not included







President Romeo R. Quilang's Report, on December 08, 2014 Board of Regents Meeting

## MFO 1 and 2: Higher and Advanced Education Services

CHED STRATEGIES AND OUTCOMES	PERFORMANCE INDICATOR	ACCOMPLISHMENTS
Rationalization of Program Offerings	Total number of students enrolled in priority and mandated programs	For 2 <sup>nd</sup> sem AY 2014-2015, CSU enrolled 35,222 students in its 72 programs offered in the eight (8) campuses of the University.
SUC Leveling		
Normative Financing		A brief <a href="#">look</a> at CSU enrollment data by campus, sex and program.
Higher Education Management Information System (HEMIS)		





President Romeo R. Quilang's Report, on December 08, 2014 Board of Regents Meeting

# MFO 1 and 2: Higher and Advanced Education Services

CHED STRATEGIES AND OUTCOMES	PERFORMANCE INDICATOR	ACCOMPLISHMENTS
Rationalization of SUC program offerings	Certificate of program compliance on CHED policies, standards and guidelines (PSGs)	✓ CHED found BS <b>Agricultural Engineering</b> , AB <b>English</b> and AB <b>Mass Communication</b> program compliant; visited <b>BSED</b> and <b>BEED</b> of CSU <b>Gonzaga</b> and <b>Andrews</b> to check compliance with CHED PSGs.
Compliance of the programs vis-à-vis set policies and standards by CHED	Institutional sustainability assessment preparation	✓ Other programs in other campuses prepared the needed requirements for the issuance of COPC.
ASEAN 2015 Integration		✓ Carig, Andrews and Piat were visited by CHEDRO2-ISA task force.
Accreditation and Quality Assurance	AACCUP Accreditation	✓ Programs on queue for higher level of AACCUP accreditation prepared documents. ✓ AACCUP awarded level 2 status to BS <b>Fisheries</b> . <a href="#">List of Accredited Programs</a> ✓ Documents for faculty Institutional Promotion were evaluated and submitted for Board's approval







President Romeo R. Quilang's Report, on December 08, 2014 Board of Regents Meeting

# MFO 1 and 2: Higher and Advanced Education Services

CHED STRATEGIES AND OUTCOMES	PERFORMANCE INDICATOR	ACCOMPLISHMENTS								
Upgrading Qualification of Faculty & Staff	Faculty and Staff Participation/ Attendance to Trainings	<h3>Faculty Participation in Trainings/Seminars</h3> <table border="1"><thead><tr><th>Level</th><th>Participation Count</th></tr></thead><tbody><tr><td>International</td><td>19</td></tr><tr><td>National/Regional</td><td>143</td></tr><tr><td>Local</td><td>348</td></tr></tbody></table>	Level	Participation Count	International	19	National/Regional	143	Local	348
Level	Participation Count									
International	19									
National/Regional	143									
Local	348									
Global Competitiveness <ul style="list-style-type: none"><li>➤Meet International Standard with International Agreement</li><li>Washington Accord-Engineering</li><li>Seoul Accord-IT Program</li></ul>	Faculty members participated in relevant seminars, trainings and conferences to develop skills in their respective fields of specialization.									
Compliance with CMOs Programs and Standards <ul style="list-style-type: none"><li>➤Voc-Tech ( NC )</li><li>➤CMO 12 s. 2013 (PSG-IT)</li><li>➤CMO 37 s. 2012 (PSG-OBE-Engineering)</li><li>➤CMO 53 s. 2007 (Graduate School)</li><li>➤CMO 46 s. 2013-Typology of HEIs</li></ul>										
Enrichment of the Curricular Offerings										
Upgrade competence										







# MFO 1 and 2: Higher and Advanced Education Services

CHED STRATEGIES AND OUTCOMES	PERFORMANCE INDICATOR	ACCOMPLISHMENTS								
Upgrading of Quality Public Higher Education	Student Participation to Trainings	<div><h3>Student Participation in Trainings/Seminars</h3><table><thead><tr><th>Level</th><th>Count</th></tr></thead><tbody><tr><td>International</td><td>0</td></tr><tr><td>National/Regional</td><td>12</td></tr><tr><td>Local</td><td>25</td></tr></tbody></table></div>	Level	Count	International	0	National/Regional	12	Local	25
Level	Count									
International	0									
National/Regional	12									
Local	25									
Strengthening Quality Assurance	Thirty-Seven (37)									
Expand & Enhance Career & life Chances & Choices of Students	trainings attended by students									
Expand access to quality education										
Value Formation and Competitive Advantage										
Provide financial support to students										






President Romeo R. Quilang's Report, on December 08, 2014 Board of Regents Meeting

# MFO 1 and 2: Higher and Advanced Education Services

CHED STRATEGIES AND OUTCOMES	PERFORMANCE INDICATOR	ACCOMPLISHMENTS			
Poverty Reduction	Scholarship Grants (Donors)	Externally Funded			
Strengthening Student Financial Assistance Program	6,330 or 17.97% students are beneficiaries of scholarship grants to Students	Scholarship Categories	No. of Scholars Grants/ Providers	No. of Scholars	Amount
Provision Financial Support to Students		University-Based	22	574	711,310
		Government-Based	29	5,409	24,576,800
		Private-Based	20	347	1,322,500
		Total	71	6,330	26,610,610

SEE MORE







President Romeo R. Quilang's Report, on December 08, 2014 Board of Regents Meeting

# MFO 1 and 2: Higher and Advanced Education Services

CHED STRATEGIES AND OUTCOMES	PERFORMANCE INDICATOR	ACCOMPLISHMENTS													
Poverty Reduction	Scholarship	University-based Scholarship programs													
Strengthening Student Financial Assistance Program	574 or 1.63% students enjoy university –based scholarship programs	<table><tr><th>Scholarship Grant</th><th>No. of Scholars</th></tr><tr><td>Academic Scholars-Full</td><td>23</td></tr><tr><td>Academic Scholars-Half</td><td>120</td></tr><tr><td>Athletic Scholars</td><td>6</td></tr><tr><td>Other Non-Academic</td><td>425</td></tr><tr><td>Total</td><td>574</td></tr></table>		Scholarship Grant	No. of Scholars	Academic Scholars-Full	23	Academic Scholars-Half	120	Athletic Scholars	6	Other Non-Academic	425	Total	574
Scholarship Grant		No. of Scholars													
Academic Scholars-Full		23													
Academic Scholars-Half		120													
Athletic Scholars		6													
Other Non-Academic		425													
Total	574														
Provision Financial Support to Students															
Steer students toward priority programs															
Career Guidance															
State Scholarship Program & Other Forms & Other forms of Merit Scholarship															





# MFO 1 and 2: Higher and Advanced Education Services

CHED STRATEGIES AND OUTCOMES	PERFORMANCE INDICATOR	ACCOMPLISHMENTS			
Poverty reduction and empowerment of the poor	Enrolment	Comparative Enrolment Data Second Semester of SYs 2013-2014 and 2014-2015			
Broadened access to Higher Education	774 or 2.25% increase in enrolment for Second Semester SY 2014-2015.	Campus	SY 2013-2014	SY 2014-2015	% Increase/ Decrease
		Andrews	10,874	9,864	-9.29
		Aparri	4,338	4,435	2.24
		Carig	9,294	10,028	7.90
		Gonzaga	1,791	1,834	2.40
		Lallo	1,448	1,677	15.81
		Lasam	805	817	1.49
		Piat	2,006	2,411	20.19
		Sanchez Mira	3,892	4,156	6.78
		Total	34,448	35,222	2.25







President Romeo R. Quilang's Report, on December 08, 2014 Board of Regents Meeting

# MFO 3: Research and Development Services

CHED STRATEGIES AND OUTCOMES	PERFORMANCE INDICATOR	ACCOMPLISHMENTS						
Build-up Research capability and improve research productivity	Number of Paper Presentations in Local, National/Regional and International conferences	<div><p><b>Faculty Participation in Research Paper Presentations</b></p><table><thead><tr><th>Category</th><th>Count</th></tr></thead><tbody><tr><td>National/Regional</td><td>26</td></tr><tr><td>International</td><td>15</td></tr></tbody></table></div>	Category	Count	National/Regional	26	International	15
Category	Count							
National/Regional	26							
International	15							
New Knowledge and Technologies Generated and Disseminated	41 research papers presented and 16 published in the national and international FORA							
SUC Leveling	17 Research outputs were submitted for patenting							
Normative Financing								

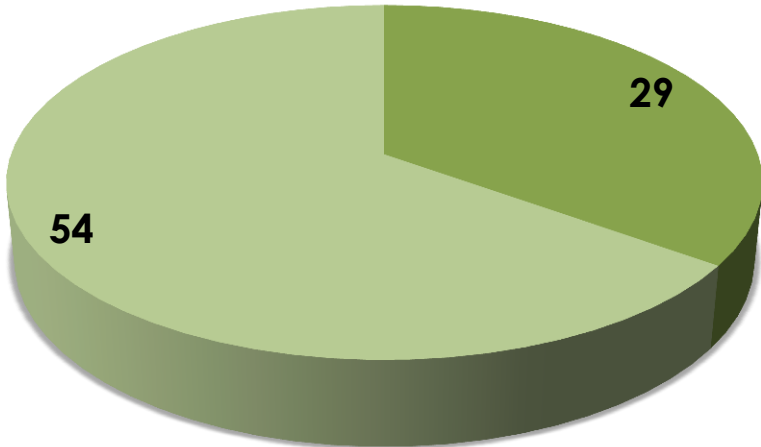
SEE MORE





President Romeo R. Quilang's Report, on December 08, 2014 Board of Regents Meeting

## MFO 3: Research and Development Services

CHED STRATEGIES AND OUTCOMES	PERFORMANCE INDICATOR	ACCOMPLISHMENTS						
<p>SUC Leveling</p> <p>Transferred appropriate technologies for economic productivity improvement, innovation and livelihood development</p> <p>SUC Leveling</p> <p>Normative Financing</p> <p>Research Reputation</p>	<p>On- going Research Projects</p> <p>Eighty-three (83) funded researches</p>	<p><b>Number of Externally and Institutionally Researches</b></p>  <table><tr><th>Funding Source</th><th>Count</th></tr><tr><td>Externally Funded</td><td>29</td></tr><tr><td>Institutionally Funded</td><td>54</td></tr></table> <p>■ Externally Funded</p> <p>■ Institutionally Funded</p>	Funding Source	Count	Externally Funded	29	Institutionally Funded	54
Funding Source	Count							
Externally Funded	29							
Institutionally Funded	54							







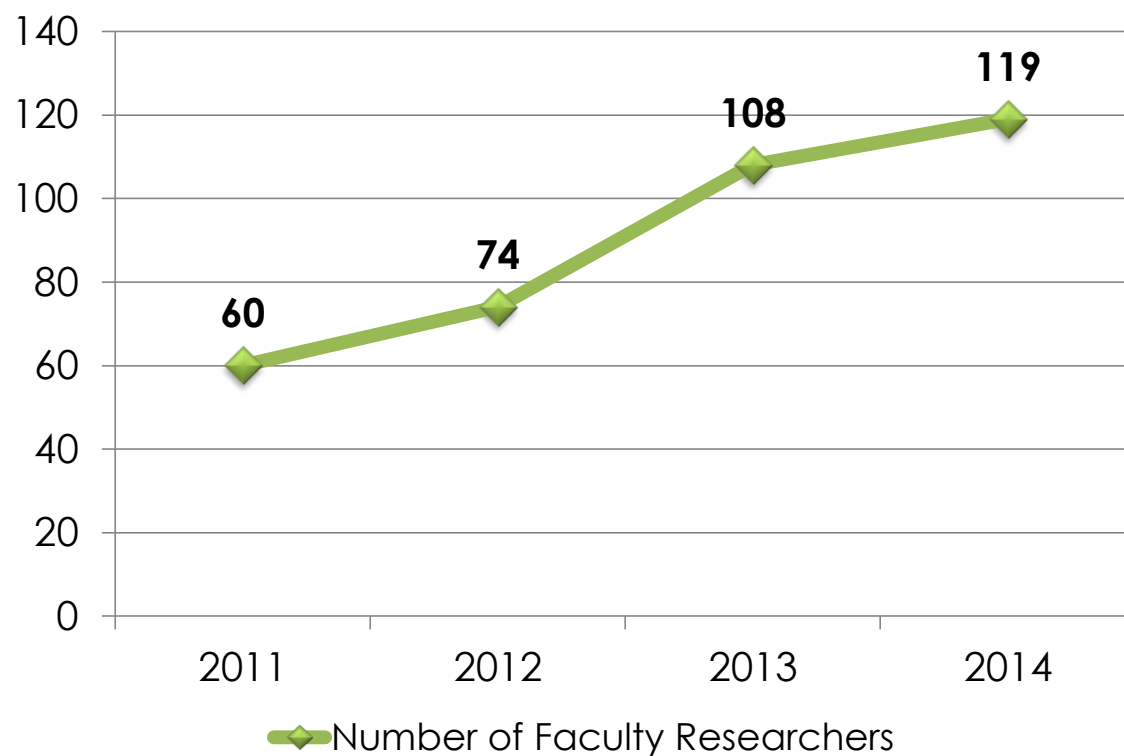
President Romeo R. Quilang's Report, on December 08, 2014 Board of Regents Meeting

## MFO 3: Research and Development Services

Number of Faculty Researchers with Track Record

Campus	2011	2012	2013	2014
Andrews	13	15	20	18
Aparri	6	13	11	15
Carig	14	17	28	31
Gonzaga	5	3	5	8
Lalolo	8	7	12	13
Lasam	0	1	3	5
Piat	5	5	7	9
Sanchez Mira	9	13	23	20
Total	60	74	108	119

Number of Faculty Researchers 2011-2014





# MFO 3: Research and Development Services

## Number of Externally Funded Projects and External Budget Generated

Sector/ Commodity	2009		2010		2011		2012		2013		2014	
Agriculture	2	1,148,122	9	7,246,889	1	7,731,919.5	20	14,178,709.5	19	14,178,709.5	18	8,572,000
Fisheries	1	1,000,000	1	1,000,000	1	700,000	4	5,179,646	4	5,179,646	4	6,045,000
Higher Ed/Social Research	3	1,667,120	1	611,718	1	600,000	1	280,000	4	3,830,000	1	900,000
Health					1		1	60,000	5	1,060,000	3	421,000
Engineering/ICT					1	400,000	2	4,700,000	5	10,749,910	2	8,039,910
Total	6	3,814,241	1 1	8,858,607	5	9,431,919.5	28	24,398,355	37	35,043,815.5	29	23,977,910

Source of Fund: DOST, NEDA, PCAARRD, DARFU02, CHED, ATI, BSMW, LGU, ADB (ICRM)



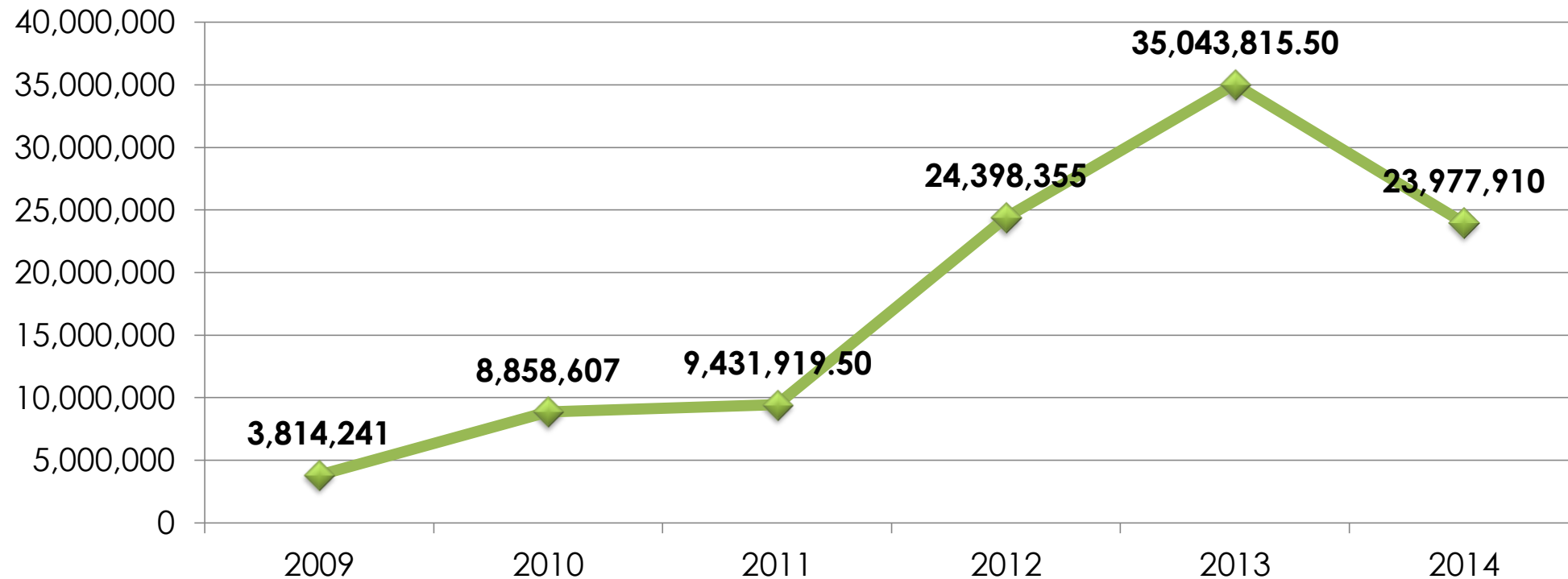




President Romeo R. Quilang's Report, on December 08, 2014 Board of Regents Meeting

## MFO 3: Research and Development Services

Externally Funded Projects and External Budget Generated, 2009-2014





# MFO 3: Research and Development Services

## Number of institutionally Funded Projects

Sector/ Commodity	2009		2010		2011		2012		2013		2014	
Agriculture	6	230,000					4	91,500	5	240,500	11	1,596,951
Fisheries	4	152,000					18		2	225,000	6	950,470
Higher Ed/Social Research	5	160,000					1	113,500	34	910,790	9	1,072,247.15
Health	2	33,000					50,000		1	71,500		
Engineering/ICT	4	82,000	2	45,000	2	45,000			4	383,010.50	5	841,300
	2											
	3	657,000	2	45,000	2	45,000	23	255,000	46	1,830,800.5	31	<b>Fund 101: 4,460,968.15</b>
<b>Total</b>												<b>Fund 164: 839,167</b>

**5,300,135**



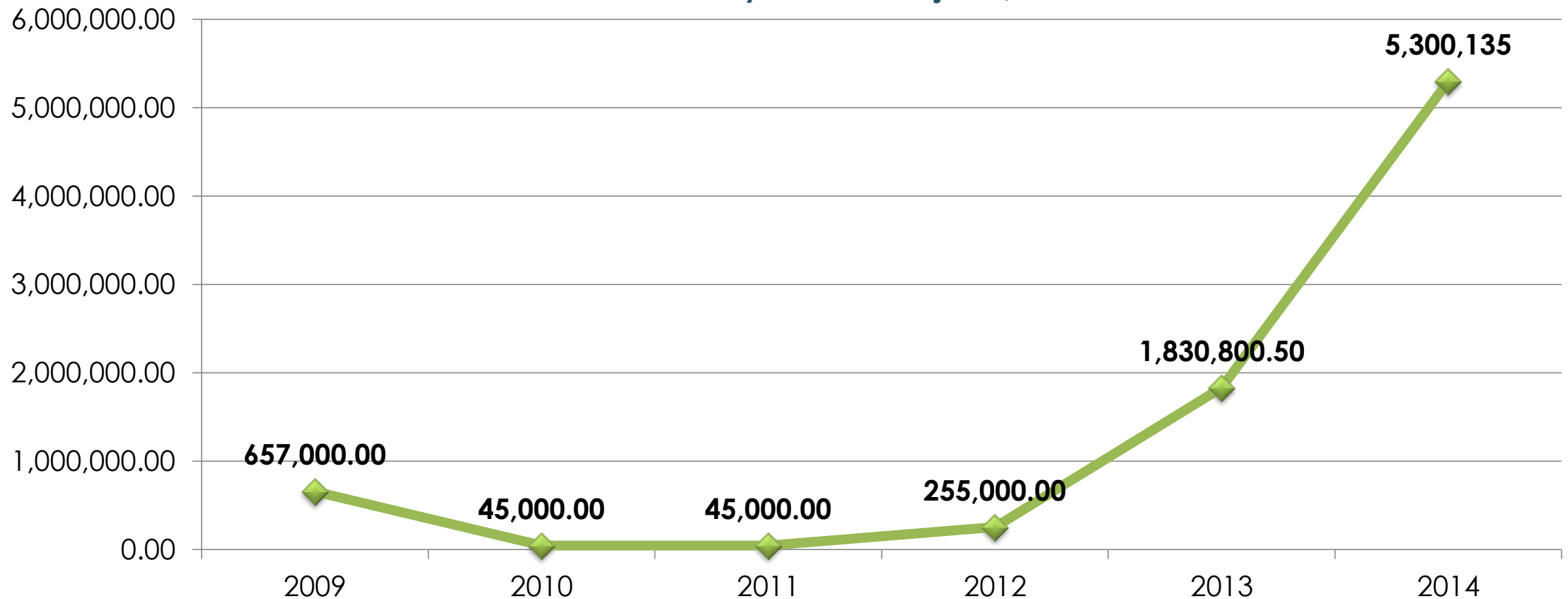




President Romeo R. Quilang's Report, on December 08, 2014 Board of Regents Meeting

## MFO 3: Research and Development Services

Number of institutionally Funded Projects, 2009-2014





President Romeo R. Quilang's Report, on December 08, 2014 Board of Regents Meeting

# MFO 4: Technical Advisory and Extension Services

CHED STRATEGIES & OUTCOMES	PERFORMANCE INDICATOR	ACCOMPLISHMENTS (SEPTEMBER – DECEMBER 2014)		
Poverty Reduction	Community Relation Programs	Campuses	Number of Extension Projects/Activities	Number of Persons Trained
Disaster Risks Reduction		Andrews	7	270
Climate Change Mitigation		Aparri	7	250
Technology Transfer		Carig	14	308
Livelihood Projects		Gonzaga	4	45
	➤ Number of extension projects / activities and technical services conducted/rendered	Lal-lo	6	30
		Lasam	4	82
		Piat	6	79
		Sanchez Mira	3	47
		<b>TOTAL</b>	<b>51</b>	<b>1,111</b>







# MFO 4: Technical Advisory and Extension Services

CHED STRATEGIES& OUTCOMES	PERFORMANCE INDICATOR	ACCOMPLISHMENTS	
Poverty Reduction	Community Relation Programs		
Disaster Risks Reduction			
Climate Change Mitigation			
Technology Transfer			
Livelihood Projects			
	</		





President Romeo R. Quilang's Report, on December 08, 2014 Board of Regents Meeting

## MFO 4: Technical Advisory and Extension Services

CHED STRATEGIES & OUTCOMES	PERFORMANCE INDICATOR	ACCOMPLISHMENTS	
Poverty Reduction	Community Relation Programs	<b>Projects/Activities</b>	<b>No. of Beneficiaries/sectors served</b>
Disaster Risks Reduction		•CSU-DAR ARCESS Market-Oriented Agriculture Technologies cum Agricultural Extension Services in the Province of Cagayan	7 Agrarian Reform Beneficiary organizations (ARBOs) in 3 District of Cagayan
Climate Change Mitigation		•CSU-DAR Development and Implementation of a Community-Based program on Business Literacy, Enterprise Development and Enhancement among ARCs in Cagayan	27 newly developed and thriving cooperatives in all municipalities of the province
Technology Transfer		•Resilience Capacity Building for Cityies & Municipalities to Reduce Disaster Risks from Climate Change & Natural Hazard (REBUILD)	
Livelihood Projects		•Coconut High Impact Project	5 LGUs in Northwestern Cagayan
		•Coconut Plantation Development and Rehabilitation Project	Coconut Growing Communities in Cagayan







# Support to Operations

## Quality Management System Efforts of the University

- ✓ Oriented management and employees on ISO 9001:2008
- ✓ Organized and trained QMS Core Teams on QMS Documentation
- ✓ Documented the QMS quality manual
- ✓ Conducted initial internal quality audit (December 2,3)








# Support to Operations

## Implementation of Unified Accounts Code Structure (UACS)

- ✓ Financial Handlers and Planning Staff participated in the regional UACS orientation for SUCs
- ✓ Organized echo training for campus financial handlers and planning staff on December 9-11
- ✓ Published related [story](#) on the efforts







# Support to Operations

## Implementation of the Strategic Performance Management System

- ✓ Organized a performance management team
- ✓ Conducted orientation on the new and revised policies on SPMS for all employees in university
- ✓ Performance management team members met to discuss matters related to the implementation of SPMS





President Romeo R. Quilang's Report, on December 08, 2014 Board of Regents Meeting

# Support to Operations

## PBB 2014 Echo Orientation and EXECOM meeting

- ✓ Updated the members of the EXECOM and other officials of the university on the assessment and validation process for the grant of PBB 2014
- ✓ Echoed the guidelines on PhilGeps posting certificate of compliance








# Good Governance Conditions

## Compliance to the submission of Good Governance Conditions Requirements

- ✓ Updated and maintained CSU Transparency Seal
- ✓ Transmitted to the PBB PhilGeps validation team the consolidated report of certificates of compliance PhilGeps posting
- ✓ Complied with the submission of SALN of all employees and officials
- ✓ Met the deadline on the submission of Ageing of Cash advances report to COA
- ✓ Updated and maintained citizens charter and ARTA







**FIC**, the first in the entire Luzon, is now fully operational after its grand launch on September 2 with **DOST Regional Director Urduja Tejada** as head of partner agency and guest of honor.







Photos taken during the Launching of the FIC at CSU Carig







President Romeo R. Quilang's Report, on December 08, 2014 Board of Regents Meeting



Today, FIC staff are now using the equipment and other materials needed for production donated by the Industrial Technology Division Institute of DOST.







President Romeo R. Quilang's Report, on December 08, 2014 Board of Regents Meeting

# FOOD INNOVATION CENTER

## FREEZE DRYER

**F**reeze-drying is a method used to dehydrate heat-sensitive materials via a process involving the sublimation of water content under vacuum conditions. This type of dehydration process is typically used to preserve a perishable material or make the material more convenient for transport.

Freeze-dried products may be stored at room temperature without refrigeration. The technology enables retention of most of the quality characteristics of the unprocessed food material.

**Features**

- With five trays measuring 300 mm x 500 mm
- Condensing capacity of up to 4L/24hrs; applies natural dehydrating
- Food material retains most of quality characteristics
- Improves shelf life of a product
- Preserves temperature-sensitive products (e.g. enzymes, blood plasma, vaccines)
- Provides practical solution for certain delivery problems.

**Benefits / Advantages**

- Can dry food materials below 40°C

@innovatorhub02 | innovatorhub02 | innovatorhub02@gmail.com

@innovatorhub02 | innovatorhub02 | innovatorhub02@gmail.com

**Key Features:**

- With five trays measuring 300 mm x 500 mm
- Condensing capacity of up to 4L/24hrs; applies natural dehydrating
- Food material retains most of quality characteristics
- Improves shelf life of a product
- Preserves temperature-sensitive products (e.g. enzymes, blood plasma, vaccines)
- Provides practical solution for certain delivery problems.

# FOOD INNOVATION CENTER

## VACUUM PACKAGING MACHINE

**V**acuum packaging is a method of removing air from the container, thereby prolonging food shelf life.

The DOIST-developed vacuum packing machine is a table-type unit that can be widely used in vacuum sealing of food products—such as seafood, meat and dried fruits/vegetables—in flexible pouches, primarily to prolong shelf life. It is also equipped with nitrogen flushing system.

**Benefits / Advantages**

- Enhances product quality
- Maintains the freshness and flavour of food
- Vacuum-packing results to savings in the food industry
- Can be used for a wide range of plastic bags like tri-laminates, resealable bags and PPE.
- Can be used for products that require nitrogen flushing

@innovatorhub02 | innovatorhub02 | innovatorhub02@gmail.com

@innovatorhub02 | innovatorhub02 | innovatorhub02@gmail.com

**Key Features:**

- Enhances product quality
- Maintains the freshness and flavour of food
- Vacuum-packing results to savings in the food industry
- Can be used for a wide range of plastic bags like tri-laminates, resealable bags and PPE.
- Can be used for products that require nitrogen flushing











President Romeo R. Quilang's Report, on December 08, 2014 Board of Regents Meeting



With these equipment and its dedicated and competent staff, FIC now produces food products apart from **Nutriblend**, food items made of rice, mongo and sesame used for the center's feeding program.

The new line of the Center's products include **Arrozcaldo, adobo rice, longanisa rice and crispy pinakbet, all in retoratable pouches.**



Other products include **seaweed-soybean tart, calamansi, tomato, and carrot powder, nurticurls (rice and mongao with malungay), and nutron (pulvoron, peanut and malunggay).**







President Romeo R. Quilang's Report, on December 08, 2014 Board of Regents Meeting



In preparation for the coming of President Benigno Aquino III, FIC is now developing **Chevon in pouch** (adobong, papaitan, kalderetang kambing)

Today, FIC is reaching out to the community through a tie-up with the PNP and DSWD. PNP has contracted with the Center for the development of **combat foods** and DSWD has asked the FIC to develop **food disaster packs**.







President Romeo R. Quilang's Report, on December 08, 2014 Board of Regents Meeting





1<sup>st</sup> ASCU-SN  
Research & Innovation Conference  
December 4-5, 2014 || Ivory Hotel & Suites, Buntun || Tuguegarao City







President Romeo R. Quilang's Report, on December 08, 2014 Board of Regents Meeting




**Pres. Romeo R. Quilang** represented the Philippines and the Cagayan State University (CSU) in the International Conference and Workshop on Sustainable Aquaculture organized by the Ministry of Science and Technology (MOST) in Keelung City, Taiwan on Nov. 3-11, 2014.







President Romeo R. Quilang's Report, on December 08, 2014 Board of Regents Meeting



**President Quilang** established a linkage with the NTOU through a memorandum of understanding (MOU) signing he and **NTOU President Dr. Ching-Fong Chang** led.

**The MOU** will foster and strengthen academic, research and extension collaborations between the two institutions.

**Pres. Quilang joins int'l. workshop on sustainable Aquaculture**







President Romeo R. Quilang's Report, on December 08, 2014 Board of Regents Meeting

[CSU](#)   [About CSU](#)   [Administration](#)   [Academics](#)   [RDET](#)   [Campuses](#)

## CAGAYAN STATE UNIVERSITY

AD OPTIMUM EDUCANS

---

### President Quilang joins int'l workshop on sustainable aquaculture

By JJ Rodriguez, Communications Unit

© Posted on November 13, 2014



President Quilang signs a memorandum of understanding with President Chang to foster academic and research collaborations between CSU and NTU.

Pres. Romeo R. Quilang represented the Philippines and the Cagayan State University (CSU) in the International Conference and Workshop on Sustainable Aquaculture organized by the Ministry of Science and Technology (MOST) in

#### University News

- CSU Lasam Sparrows rule in 2014 cheerdance competition
- University Meet 2014 games kick off in Carig
- President Quilang joins int'l workshop on sustainable aquaculture
- President Quilang OKs research paper presentations of CEO Layugan, Prof. Molina at climate change int'l confab
- CSU Lal-lo holds INSET 2014
- 'Sinamar' writes this month
- CSU inks deal with Philippine Army for 'Bayanihan'
- Carig Campus hosts 1st regional economic confab
- CSU Carig, 'Panaddaman' museum hold 1st Ibanag week
- CSU to host SCUAA Olympics
- Training Office holds career development seminar series
- 6 pioneer respiratory therapy grads pass board exam
- CVM salutes 2014 board exam passers
- CDE has 18 new electrical engineers
- CSU-CMS produces 22 new docs
- 4 profs present papers at int'l language confab



UPDO, MIS staff and Web Development Team present to the president and other officials the new Website of the University.

Launching of [www.csu.edu.ph](http://www.csu.edu.ph)







President Romeo R. Quilang's Report, on December 08, 2014 Board of Regents Meeting

**HALINA'T MAKINIG!**

Kwentuhan. Balitaan. Kapehan



*kasalo nyo sa masarap na umagahan*

**Tuwing Sabado**

**6:00 - 7:00 ng umaga**

sa DWPE 729kHz  
Radyo ng Bayan  
Tuguegarao





**LAUNCHING OF CSU RADIO PROGRAM @ DWPE-Radyo ng Bayan**







## Philippine Science Consortium (PCS) Holds 4<sup>th</sup> Quarter Joint Council & Secretariat Meeting








President Romeo R. Quilang's Report, on December 08, 2014 Board of Regents Meeting

## CSU Piat launches program for 4Ps beneficiaries



MOA Signing with Department of Social Welfare and Development for the implementation of "Earn while you learn" program of CSU Piat for the 4Ps beneficiaries, October 15, 2015








President Romeo R. Quilang's Report, on December 08, 2014 Board of Regents Meeting

*Educating for the Best*

Launching of Satellite One-Stop Information Shop (OSIS) CSU Sanchez Mira, December 12, 2014 with the Department of Agriculture



1898

Department of Agriculture  
**PHILRICE**  
 PHILIPPINE RICE RESEARCH INSTITUTE







President Romeo R. Quilang's Report, on December 08, 2014 Board of Regents Meeting

*Educating for the Best*



Soft Launch of DWTG Community  
Radio 102.5 FM CSU Gonzaga,  
November 15, 2014

